

To guard your life from the storm and flood!

Are you able to save your important people's lives in times of crisis?

~ Know the emergency signal of the storm and flood, and take actions ~




Home Preservation version



Kochi Prefectural Police

1 Firstly, get the information

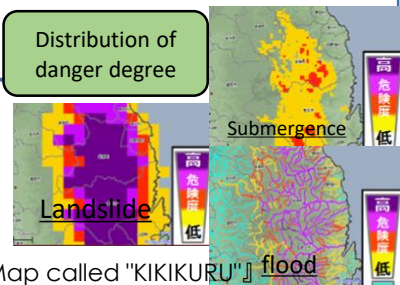


● Is your house located in the region containing the risk of damage from the storm and flood?

If your house is located near seashore, a hillside, a slope of made land, rivers, or the place which used to be damaged by disasters, you have to pay particular attention to disasters


Warning level	Information about a disaster prevention from the Meteorological Agency etc., and preparation.	Information about a disaster prevention and action of protecting your life.
5	special warning for heavy rain → An extraordinary situation that the greatest danger as like occurred once in decades which you have never experienced so far is pressing.	Disaster occurrence/Disaster has already occurred!! Do action of the best way of protecting your life!
4	Distribution of danger degree (very dangerous・light purple) Overflow danger information Landslide caution information	Evacuation order Please evacuate to the designated evacuation site immediately It would be issued when damage by a disaster was expected and the risk of human damage became high, and furthermore when the situation became worse and the risk of damage increase extremely.
3	Warning for heavy rain (Landslide) Warning for flood Distribution of danger degree (warning, red) Overflow caution information ※Search for details on 『Real-time Risk Map called "KIKIKURU"』	The elderly and others begin evacuating Those who take time to evacuate (the elderly, the disabled, babies and toddlers etc.) and their supporters, start evacuation In the case of typhoon: This is issued several hours before getting into the storm area In the case of heavy rain: This is issued from several hours to two hours before
2	Advisory for heavy rain, advisory for flood, (advisory, yellow)	Prepare for evacuation (Check evacuation site and a route)
1	Forecast of risk of having warning level's heavy rain	Check the latest weather information and increase your mental preparation for disaster.

Higher risk of your life



Everybody need to be aware that danger of your life increased when warning level more than 3 is issued.

2 Next, take actions



Designated evacuation areas



Home Preservation version



Kochi Prefectural Police

- When the risk of the disaster is approaching you,
Do you have any ideas when, where, and how you evacuate?

When?

You should evacuate in an early stage. (Before dark)

Especially the elderly and the disabled need more time to evacuate, taking it into consideration you should evacuate (have them evacuate) early

Where?

You should evacuate (have them evacuate) to the designated evacuation area near your house established by the local government

✂ Check the designated evacuation area beforehand. These are designated by each local government. And when the risk of storm and flood is approaching, there are cases the local government send information about the evacuation area to your cell phone as an emergency alert e-mail.

How?

You should not evacuate by yourself as much as possible. It would be safe to evacuate with your relatives or neighbors.

Even if you lose a chance to evacuate, never give up and try a vertical evacuation. (It means moving to higher floors, to safer rooms farther from mountain side or soil in the house or building)

Rather than "I evacuated with effort but there was nothing in the end", You would better to think "It was good not to be involved in the disasters."

Guard your family member's lives and yourself together.